

Janajyoti Multiple Campus

Lalbandi, Sarlahi

(Estd. 2057 BS)

Accredited by University Grants Commission (UGC), Nepal, (2022)

Annual Report 2081

F/Y 2080/081 B.S.

Published Date: 29th Bhadra, 2081



Janajyoti Multiple Campus

Lalbandi, Sarlahi

Ph: + 977-046-501550/501436, 9854043333

e-mail: jmc.lalbandi@gmail.com

website: www.jjmc.edu.np

Report preparation team

1. Umesh Timalina
2. Dharmendra Adhikari
3. Babu Ram Dahal
4. Ramesh Bhattarai
5. Narad Bahadur Dhimi
6. Sushant Ghimire
7. Ganesh Bahadur Karki

Date of report endorsement by Campus Management Committee:

26th Shrawan, 2081

Executive Summary

Janajoyti Multiple Campus, a community campus situated in Lalbandi 9 Sarlahi, Madhesh Province, was established in 2057 BS, by the efforts of social workers, academicians and the community. It is exclusively a service oriented community campus run in rural area mostly inhabited by farmers, aborigines and tribes. The Campus does not have any alternative source except the students' fees though Lalbandi Municipality has donated for campus buses and has been annually offering some fixed amount of money to it. In these sorts of unfavorable situations of the campus, UGC's grants in different times have worked a lot in strengthening the infrastructures of the campus. We are very much obliged to UGC for its assistance and are thankful for being accredited with certification by UGC Nepal in 2022.

The Annual Report -2081 includes the academic, economic and physical progress for quality. We are committed to lead the campus for excellence in teaching, learning and research. The Annual Report has been prepared thoroughly analyzing its historical background, present day needs and problems in order to increase the access of the disadvantaged class to higher education, minimize gender discriminations and provide quality education. The report reflects the mirror of the past, the reality of the present and destination of the future. We are confident of the fact that it will help to lead the programs of this campus ahead in a planned way.

The members of the task group who helped directly in preparing this report deserve lots of thanks. Their sincerity, untiring efforts and devotion has brought this plan in this form. Our sincere thanks go to CMC members, lecturers and office assistants of their respective fields. We express our thankfulness to the members, stakeholders' forum taking them in our high esteem.

In order to enhance the progress of the campus there must be active interactions between teachers and students and their parents are conducted periodically. Interactions between teachers and students and their parents bring a harmonious relation among them to create congenial teaching learning environment in the campus. According to the need of era, teachers are provided basic IT trainings and IT devices for IT supported teaching learning activities. The classrooms have been facilitated with IT tools. IQAC, ECA sub-committee, EMIS, Placement Cell, PIC, SQC are active in establishing institutional system and quality. These efforts are expected to facilitate in teaching learning activities. Teachers are encouraged for research and JJMC published 'JANAJYOTI JOURNAL- 2024'(2080) in print and online including research based peer-reviewed articles by the support of scholars and RMC. We also expect valuable suggestion from the members of the Campus Assembly, civic society, political parties, local government, academicians, and along with all concerned who have helped this campus by heart and soul to bring it to the present condition and for the successful execution of its plan. At the same time, we are optimistic about receiving more cooperation of UGC as well as other concerned agencies in the plans and their successful execution.

Campus Chief
JJMC

Table of Contents

Contents	P.N.
- Background	1
- Academic Progress	4
- Enrolment Trend Analysis of the Last Three Years (Program Wise / Level Wise)	4
- Disaggregated by Female and Educationally Disadvantaged Students	5
• Pass Rate Trend Analysis of the Last Three Years (Program Wise / Level Wise) Disaggregated by Female and Educationally Disadvantaged Students	7
• Graduate Trend Analysis of the Last Three Years (Program Wise/ Level Wise) Disaggregated by Female and Educationally Disadvantaged Students	10
• Programs	10
• Educational Pedagogy	11
- Physical Progress	12
• Infrastructural Development	12
• Educational Aids	12
• Educational Equipments (ICT, Lab Equipments)	12
• Books/Journals/Reference Materials	12
• Furniture	13
- Financial Progress	13
• Analysis of Financial Resources / Income of the Last Three Years	14
• Fee Structure of Different levels	14
• Expenditures Analysis of the Last Three Years	14
• Recurrent Expenses	14
• Capital Expenditures	14
• Audit Observations / Issues and Steps Taken to Mitigate the Issues Raised by Audit Observations in the Last Fiscal Year	15
- Social Progress	15
• Campus's Involvements in Social Activities	15
• Society's Contributions for Campus	15
• Plan for Campus's Contribution to Society	15
• Plan for Increased Involvement of Society in the Campus	16
- Issues and Challenges	16
• Short Term	16
• Long Term	16
• Mitigation Measures Taken to Address the Issues and Meet the Challenges	16
• Plan for Addressing the Issues and Challenges	17
- Annual Work Plan and Budget of the Current Fiscal Year 2080/081	18
- Projected Annual Work Plan (as per the Strategic Plan)	18
- Projected Annual Work Plan and Budget of the Five Fiscal Years (as per the Strategic Plan)	19

Background

Janajyoti Multiple Campus situated at Lalbandi, in Sarlahi, Madhesh Province, was established on 6th Mangsir, 2057 with 116 students under the affiliation of TU appointing two fulltime and four part time teachers, and one office assistant and a peon. Lalbandi is suburb which is facilitated with modern prerequisites of transportation, communication, health education and other several facilities. The locals of this community seem to be committed to community education to respond to the challenges of improving education in local and national level. They have firm belief that individuals enhance their lives and communities through community education which provides opportunities for learning and collaboration among the citizens to face the challenges of their society.

In the earlier days of its establishment, the academic assembly members, stakeholders and other community members donated money to purchase the land and build the basic infrastructure to conduct the classes in its own building since 2060 BS. As per the plan, BBS classes were commenced on 2060 and B.Ed. one year in 2060. Likewise, BA 3 year in 2064, MEd in Nepali in 2065, MEd in Population Education and EPM in 2066 were commenced. To meet the demand of modern technical education, BICTE was introduced in 2069 BS. It got the affiliation for MBS in 2070. At present, this campus is running six programs under three streams: Education, Management and Humanities. It has been running BEd 4 year, BBS 4 year and BA 4 year, BEd one year, BICTE, MEd in Education and MBS in Management. The aforementioned courses and classes are being conducted smoothly facing ups and downs and challenges. JJMC has also proposed for BBA and BA BSW programs under TU. There are 23 teaching staff, 6 administrative staff and 8 helping staff to provide the required help for all enrolled 1023 students.

By the support of donors (Academic Assembly Members) and resources, the Campus has been able to own 1-0-0 land area of land on which an H-shaped three-storey building has been constructed. By the grants of UGC, the second floor of the Campus is constructed. It holds library with two restrooms for boys and girls and e-library. Likewise, the construction of meeting hall and parking shed and the upgrading of Volleyball court, TT court, Basketball court and Canteen are completed under the second phase of HERP. The grants from donors certainly encouraged our confidence in providing excellent quality education.

JJMC is a leading community campus, in the mid-Terai and is dedicated for quality education. This confidence is reflected on our slogan-“Affordable Quality Education, Our Dedication” and our products are spread over the local markets and national markets. We have also realized that constant monitoring, evaluation and vigilance must be internalized for sustainable excellence and quality of our programs and services. JJMC has also endeavoured for wider physical, academic, economic reforms for quality education. JJMC also participated and was selected by UGC for NEHEP. It has been accredited with certification by UGC Nepal in 2022.

Vision, Mission, Goals and Objectives

Vision

- To be a premier, innovative, research based educational hub.

Mission

- To offer technical, affordable and quality educational programs that respond to the contemporary needs through excellence in education and research.

Goals

- To produce, advanced, skilled and qualified graduates as well as to promote the activities of self-employment and entrepreneurship.
- To establish as one of the leading academic institutions in the mid-terai region.
- To create and strengthen innovative, techno-friendly and research based educational environments for academic excellence.
- To maintain financial sustainability.
- To contribute in maintaining inclusion and gender equality through empowerment of women, ethnic, minority and dalits.
- To prepare the students to actively contribute to the mitigation of climate change and global warming.

Objectives

1. To develop the quality of education increasing the pass percentage and reducing the drop-out rates.
2. To facilitate in running various programs for self-employment and entrepreneurship.
3. To establish more harmonious and stronger relationship between the campus and the stake-holders.
4. To make academic, administrative, economic and managerial functions more up-to-date and transparent.
5. To increase the educational quality of feeder schools and campuses.
6. To set up an educational research centre.
7. To promote technical and skill-based education according to the need and demand of modern era.
8. To make the Campus self-dependent by increasing sources of income.
9. To develop physical facilities.
10. To enhance health and environmental awareness, and increase students' participation on waste management, plantation and sanitation to mitigate climate change.
11. To conduct the gender equality and women empowerment activities.
12. To amend the existing plans and polices.

Core Values and Norms

1. Service oriented academic institution.
2. Economic sustainability and transparency.
3. Abiding by the existing laws and rules of the country and the statute and code of conduct of this Campus.
4. Personal and institutional responsibility and accountability.
5. Diversity of thoughts, culture and ethnicity.
6. Innovation and continuous improvement.
7. Student empowerment and success.
8. Creativity and intellectual freedom.
9. Civic involvement, collective effort and dedication to team work.

Academic Progress

JJMC aims to be a premier, innovative, research based education hub, offering technical, affordable and quality educational programs that respond to the contemporary needs through excellence in education and research. JJMC has tried its best to appoint qualified, experienced teachers for effective teaching learning activities. It has endeavoured in preparing self-reliant, self-confident and self-disciplined students stressing value education, programs of social responsibility, counseling and career guidance, self-employment training and other extracurricular activities.

Two ways are followed in admitting new students. First, admission of the students who passed entrance exams designed and conducted by TU. These entrance tests are mostly adopted for semester based studies, MBS, MEd and BICTE. Second, the entrance test is conducted by the campus for BA, BBS, BEd level students. These practices have played major role in admission of merit based students and strengthening quality education.

The students enrolled for last three years are presented in tables below:

Enrolment Trend Analysis of the Last Three Years (Program Wise/Level Wise) Disaggregated by Female and Educationally Disadvantaged Students

Table No.1

Student Enrollment in 1st Year/ 1st Semester

Level	Program	2079/2080					2080/2081					2081/2082				
		1st year/ 1st Semester					1st year/ 1st Semester					1st year/ 1st Semester				
		Total	Fem.	EDJ*	Mad*	Dalit*	Total	Fem.	EDJ*	Mad*	Dalit*	Total	Fem.	EDJ*	Mad*	Dalit*
Bachelors	B.A	0	0	0	0	0	0	0	0	0	0	0	0	0	0	0
	B.B.S	202	119	50	68	7	262	152	66	107	9	205	134	43	91	7
	B.Ed.	79	61	26	22	13	9	7	4	4	0	34	30	14	13	3
	B.Ed. ICTE	23	5	3	10	0	19	7	9	3	1	20	7	5	7	2
Total		304	185	79	100	20	290	166	79	114	10	259	171	62	111	12
Master's	M.Ed.	30	13	4	11	0	18	11	2	8	1	N.E.O.				
	MBS	94	47	20	16	3	69	31	10	22	0	N.E.O.				
Total		124	60	24	27	3	87	42	12	30	1	0	0	0	0	0
G.Total		428	245	103	127	23	377	208	91	144	11	259	171	62	111	12

Source: JJMC EMIS -2081

Table No. 2

Student Enrollment in 2nd Year/2nd Semester

Level	Program	2079/2080					2080/2081					2081/2082				
		2nd year/ 2nd Sem					2nd year(new&old)/ 2nd Sem					2nd year/ 2nd Sem				
		Total	Fem.	EDJ*	Mad*	Dalit*	Total	Fem.	EDJ*	Mad*	Dalit*	Total	Fem.	EDJ*	Mad*	Dalit*
Bachelors	B.A	0	0	0	0	0	0	0	0	0	0	0	0	0	0	0
	B.B.S	195	125	53	65	9	330	200	83	130	17	174	107	46	72	12
	B.Ed.	52	42	22	10	4	113	88	38	34	16	54	40	18	14	8
	B.Ed. ICTE	17	10	3	10	0	14	3	5	3	0	N.A.				
Total		264	177	78	85	13	457	291	126	167	33	228	147	64	86	20
Master's	M.Ed.						29	13	4	11	0	17	11	2	7	1
	MBS						98	48	16	16	3	69	31	10	22	0
Total							127	61	20	27	3	86	42	12	29	1
G.Total		264	177	78	85	13	584	352	146	194	36	314	189	76	115	21

Source: JJMC EMIS -2081

Table No.3

Student Enrollment in 3rd Year/3rd Semester

Level	Program	2079/2080					2080/2081					2081/2082				
		3rd year /3rd sem					3rd year /3rd sem					3rd year /3rd sem				
		Total	Fem.	EDJ*	Mad*	Dalit*	Total	Fem.	EDJ*	Mad*	Dalit*	Total	Fem.	EDJ*	Mad*	Dalit*
Bachelors	B.A	0	0	0	0	0	0	0	0	0	0	0	0	0	0	0
	B.B.S	156	87	51	44	6	142	96	38	49	4	124	76	28	49	3
	B.Ed.	63	51	20	19	5	26	19	10	4	3	37	32	11	15	5
	B.Ed. ICTE	13	5	1	3	1						20	8	4	8	1
Total		232	143	72	66	12	168	115	48	53	7	181	116	43	72	9
Master's	M.Ed.	11	9	3	1	1	9	8	4	1	1	N.A.				
	MBS	58	32	5	7	1						N.A.				
Total		69	41	8	8	2	9	8	4	1	1	0	0	0	0	0
G.Total		301	184	80	74	14	177	123	52	54	8	181	116	43	72	9

Source: JJMC EMIS -20801

Table No.4

Student Enrollment in 4th Year/4th Semester

Level	Program	2079/2080					2080/2081					2081/2082				
		4th year/4th sem					4th year/4th sem					4th year/4th sem				
		Total	Fem.	EDJ*	Mad*	Dalit*	Total	Fem.	EDJ*	Mad*	Dalit*	Total	Fem.	EDJ*	Mad*	Dalit*
Bachelors	BA	3	0	0	0	0	0	0	0	0	0	0	0	0	0	0
	B.B.S	101	66	31	28	4	134	78	46	36	6	111	77	25	43	3
	B.Ed.	29	22	11	3	3	50	42	15	17	2	15	8	7	3	0
	B.Ed. ICTE											N.A.				
Total		130	88	42	31	7	184	120	61	53	8	126	85	32	46	3
Master's	M.Ed.						9	8	4	1	1	30	14	1	3	0
	MBS						51	28	4	5	1	89	43	15	15	3
Total		0	0	0	0	0	60	36	8	6	2	119	57	16	18	3
G.Total		130	88	42	31	7	244	156	69	59	10	245	142	48	64	6

Source: JJMC EMIS -2081

Table No.5

Student Enrollment in 5th, 6th, 7th and 8th Semester

Level	Program	2079/080					2080/081					2081/2082				
		5th Sem					5th Sem					5th Sem				
		Total	Fem.	EDJ*	Mad*	Dalit*	Total	Fem.	EDJ*	Mad*	Dalit*	Total	Fem.	EDJ*	Mad*	Dalit*
Bachelors	B.Ed. ICTE	16	2	8	5	0	12	5	0	3	1	14	9	2	8	0
Total		16	2	8	5	0	12	5	0	3	1	14	9	2	8	0

Level	Program	2079/080					2080/081					2081/2082				
		6th Sem					6th Sem					6th Sem				
		Total	Fem.	EDJ*	Mad*	Dalit*	Total	Fem.	EDJ*	Mad*	Dalit*	Total	Fem.	EDJ*	Mad*	Dalit*
Bachelors	B.Ed. ICTE	7	2	3	3	0	7	2	3	3	0	N.A.				
Total		7	2	3	3	0	7	2	3	3	0	N.A.				

Level	Program	2079/2080					2080/081					2081/2082				
		7th					7th					7th				
		Total	Fem.	EDJ*	Mad*	Dalit*	Total	Fem.	EDJ*	Mad*	Dalit*	Total	Fem.	EDJ*	Mad*	Dalit*
Bachelors	B.Ed. ICTE	7	2	3	3	0	16	2	8	5	0	10	4	4	3	1
Total		7	2	3	3	0	16	2	8	5	0	10	4	4	3	1

Level	Program	2079/2080					2080/2081					2081/2082				
		8th					8th					8th				
		Total	Fem.	EDJ*	Mad*	Dalit*	Total	Fem.	EDJ*	Mad*	Dalit*	Total	Fem.	EDJ*	Mad*	Dalit*
Bachelors	B.Ed. ICTE	4	1	0	1	0	7	2	3	3	0	N.A.				
Total		4	1	0	3	0	7	2	3	3	0	0	0	0	0	0

Source: JJMC EMIS -2081

The tables above show the enrollment of the students in different levels, programs and years. The enrollment of the students in management faculty seems to be increasing, whereas the enrollment in education faculty is decreasing. There is significant participation of female students in each faculty. The enrollment trend of EDJ is increasing. Overall, the students' enrollment is in fluctuation. Likewise, the dropout rate of the students is between 18% to 26%.

Pass Rate Trend Analysis of the Last Three Years Program Wise/Level Wise

Table No.6

Final Exam Pass in 1st Year / 1st Semester

		2078/2079						2079/2080						2080/2081					
Level	Program	1st year/ 1st Semester						1st year/ 1st Semester						1st year/ 1st Semester					
		Total	T.Pass	Fem.	EDJ*	Mad*	Dalit*	Total	T.Pass	Fem.	EDJ*	Mad*	Dalit*	Total	T.Pass	Fem.	EDJ*	Mad*	Dalit*
Bachelors	B.A	0	0	0	0	0	0	0	0	0	0	0	0	0	N.R.P	N.R.P	N.R.P	N.R.P	N.R.P
	B.B.S	160	10	7	2	2	1	170	23	15	7	12	1	190	N.R.P	N.R.P	N.R.P	N.R.P	N.R.P
	B.Ed.	59	0	0	0	0	0	54	2	2	1	0	0	30	N.R.P	N.R.P	N.R.P	N.R.P	N.R.P
	B.Ed. ICTE	17	14	8	2	9	0	14	1	1	0	0	0	20	N.R.P	N.R.P	N.R.P	N.R.P	N.R.P
Total		236	24	15	4	11	1	238	26	18	8	12	1	240	0	0	0	0	0
Master's	M.Ed.	12	0	0	0	0	0	69	N.R.P	N.R.P	N.R.P	N.R.P	N.R.P	17	N.R.P	N.R.P	N.R.P	N.R.P	N.R.P
	MBS	99	65	34	9	12	2	31	5	1	0	4	0	E.F.N.O.	E.F.N.O.	E.F.N.O.	E.F.N.O.	E.F.N.O.	E.F.N.O.
Total		111	65	34	9	12	2	100	5	1	0	4	0	17	0	0	0	0	0
G.Total		347	89	49	13	23	3	338	31	19	8	16	1	257	0	0	0	0	0

Source: JJMCEMIS -2081

Table No.7

Final Exam Pass in 2nd Year / 2nd Semester

		2078/2079						2079/2080						2080/2081					
Level	Program	2nd year / 2nd Semester						2nd year / 2nd Semester						2nd year / 2nd Semester					
		Total	T.Pass	Fem.	EDJ*	Mad*	Dalit*	Total	T.Pass	Fem.	EDJ*	Mad*	Dalit*	Total	T.Pass	Fem.	EDJ*	Mad*	Dalit*
Bachelors	B.A	0	0	0	0	0	0	0	0	0	0	0	0	0	0	0	0	0	0
	B.B.S	142	58	41	11	21	2	123	N.R.P	N.R.P	N.R.P	N.R.P	N.R.P	127	N.R.P	N.R.P	N.R.P	N.R.P	N.R.P
	B.Ed.	26	0	0	0	0	0	37	N.R.P	N.R.P	N.R.P	N.R.P	N.R.P	29	N.R.P	N.R.P	N.R.P	N.R.P	N.R.P
	B.Ed. ICTE	16	13	6	2	8	0	9	7	2	1	2	0	18	N.R.P	N.R.P	N.R.P	N.R.P	N.R.P
Total		184	71	47	13	29	2	169	7	2	1	2	0	174	0	0	0	0	0
Master's	M.Ed.	9	3	3	1	1	0	29	N.R.P	N.R.P	N.R.P	N.R.P	N.R.P	E.F.N.O.	E.F.N.O.	E.F.N.O.	E.F.N.O.	E.F.N.O.	
	MBS	55	47	25	2	6	1	89	83	42	14	15	3	E.F.N.O.	E.F.N.O.	E.F.N.O.	E.F.N.O.	E.F.N.O.	
Total		64	50	28	3	7	1	118	83	42	14	15	3	0	0	0	0	0	0
G.Total		248	121	75	16	36	3	287	90	44	15	17	3	174	0	0	0	0	0

Source: JJMCEMIS -2081

Table No.8

Final Exam Pass in 3rd Year / 3rd Semester

		2078/2079						2079/2080						2080/2081					
		3rd year/ 3rd Semester						3rd year/ 3rd Semester						3rd year/ 3rd Semester					
Level	Program	Total	T.Pass	Fem.	EDJ*	Mad*	Dalit*	Total	T.Pass	Fem.	EDJ*	Mad*	Dalit*	Total	T.Pass	Fem.	EDJ*	Mad*	Dalit*
Bachelors	B.A	3	0	0	0	0	0	0	0	0	0	0	0	0	0	0	0	0	0
	B.B.S	134	10	6	3	4	0	111	N.R.P	N.R.P	N.R.P	N.R.P	N.R.P	E.F.N.O.	E.F.N.O.	E.F.N.O.	E.F.N.O.	E.F.N.O.	E.F.N.O.
	B.Ed.	50	3	3	0	2	0	15	N.R.P	N.R.P	N.R.P	N.R.P	N.R.P	E.F.N.O.	E.F.N.O.	E.F.N.O.	E.F.N.O.	E.F.N.O.	E.F.N.O.
	B.Ed. IC'TE	16	8	5	1	1	0	16	13	7	1	9	0	9	N.R.P	N.R.P	N.R.P	N.R.P	N.R.P
Total		203	21	14	4	7	0	142	13	7	1	9	0	9	0	0	0	0	0
Master's	M.Ed.	11	0	0	0	0	0	8	0	0	0	0	0	E.F.N.O.	E.F.N.O.	E.F.N.O.	E.F.N.O.	E.F.N.O.	E.F.N.O.
	MBS	51	46	25	4	5	0	89	N.R.P	N.R.P	N.R.P	N.R.P	N.R.P	E.F.N.O.	E.F.N.O.	E.F.N.O.	E.F.N.O.	E.F.N.O.	E.F.N.O.
Total		62	46	25	4	5	0	97	0	0	0	0	0						
G.Total		265	67	39	8	12	0	239	13	7	1	9	0						

Source: JJMC EMIS -2081

Table No.9

Final Exam Pass in 4th Year / 4th Semester

		2078/2079						2079/2080						2080/2081					
		4th year/ 4th Sem						4th year/ 4th Sem						4th year/ 4th Sem					
Level	Program	Total	T.Pass	Fem.	EDJ*	Mad*	Dalit*	Total	T.Pass	Fem.	EDJ*	Mad*	Dalit*	Total	T.Pass	Fem.	EDJ*	Mad*	Dalit*
Bachelors	BA	0	0	0	0	0	0	3	N.R.P	N.R.P	N.R.P	N.R.P	N.R.P	0	0	0	0	0	0
	B.B.S	93	15	6	3	5	0	122	N.R.P	N.R.P	N.R.P	N.R.P	N.R.P	E.F.N.O.	E.F.N.O.	E.F.N.O.	E.F.N.O.	E.F.N.O.	E.F.N.O.
	B.Ed.	25	2	1	1	0	0	41	N.R.P	N.R.P	N.R.P	N.R.P	N.R.P	E.F.N.O.	E.F.N.O.	E.F.N.O.	E.F.N.O.	E.F.N.O.	E.F.N.O.
	B.Ed. IC'TE	16	8	3	4	3	0	12	10	4	0	3	1	14	N.R.P	N.R.P	N.R.P	N.R.P	N.R.P
Total		134	25	10	8	8	0	178	10	4	0	3	1	14	0	0	0	0	0
Master's	M.Ed.	11	0	0	0	0	0	8	6	6	2	0	0	E.F.N.O.	E.F.N.O.	E.F.N.O.	E.F.N.O.	E.F.N.O.	E.F.N.O.
	MBS	22	19	12	1	2	0	51	43	26	4	5	0	E.F.N.O.	E.F.N.O.	E.F.N.O.	E.F.N.O.	E.F.N.O.	E.F.N.O.
Total		33	19	12	1	2	0	59	49	32	6	5	0						
G.Total		167	44	22	9	10	0	237	59	36	6	8	1						

Source: JJMC EMIS -2081

Table No.10

Final Exam Pass in 5th, 6th, 7th & 8th Semester

		2078/2079					2079/2080					2080/2081							
		5th Sem					5th Semester					5th Semester							
Level	Program	Total	T.Pass	Fem.	EDJ*	Mad*	Dalit*	Total	T.Pass	Fem.	EDJ*	Mad*	Dalit*	Total	T.Pass	Fem.	EDJ*	Mad*	Dalit*
	B.Ed. ICTE	16	14	2	8	4	0	10	10	4	0	3	1	14	N.R.P	N.R.P	N.R.P	N.R.P	N.R.P
Total		16	14	2	8	4	0	10	10	4	0	3	1	14	0	0	0	0	0
		2078/2079					2079/2080					2080/2081							
		6th Sem					6th Semester					6th Semester							
Level	Program	Total	T.Pass	Fem.	EDJ*	Mad*	Dalit*	Total	T.Pass	Fem.	EDJ*	Mad*	Dalit*	Total	T.Pass	Fem.	EDJ*	Mad*	Dalit*
	B.Ed. ICTE	6	1	3	3	0	0	16	14	2	6	5	0	10	N.R.P	N.R.P	N.R.P	N.R.P	N.R.P
Total		6	1	3	3	0	0	16	0	2	6	5	0	10	0	0	0	0	0
		2078/2079					2079/2080					2080/2081							
		7th Sem					7th Sem					7th Semester							
Level	Program	Total	T.Pass	Fem.	EDJ*	Mad*	Dalit*	Total	T.Pass	Fem.	EDJ*	Mad*	Dalit*	Total	T.Pass	Fem.	EDJ*	Mad*	Dalit*
	B.Ed. ICTE	6	5	0	3	2	0	16	12	1	5	5	0	E.F.N.O.	E.F.N.O.	E.F.N.O.	E.F.N.O.	E.F.N.O.	E.F.N.O.
Total		6	5	0	3	2	0	16	12	1	5	5	0						
		2078/2079					2079/2080					2080/2081							
		8th Sem					8th Sem					8th Sem							
Level	Program	Total	T.Pass	Fem.	EDJ*	Mad*	Dalit*	Total	T.Pass	Fem.	EDJ*	Mad*	Dalit*	Total	T.Pass	Fem.	EDJ*	Mad*	Dalit*
	B.Ed. ICTE	4	4	1	0	4	0	7	6	1	3	2	0	16	N.R.P	N.R.P	N.R.P	N.R.P	N.R.P
Total		4	4	1	0	4	0	7	6	1	3	2	0	16	0	0	0	0	0

Source: JJMC EMIS -2081

TOTAL=TOTAL FINAL EXAM APPEAR, T.PASS= TOTAL PASS IN FINAL EXAM., FEM. = FEMALE PASS, EDJ = Educational DisAdvantage., Mad= Madeshi , Dalit = Dalit, .N.R.P.= Not Result Published, E.F.N.O. = Exam Form Not Open,

The above tables present the pass rate of the students in different academic years and levels, program wise. The pass percentage varies from 15% to 50% and in 2078/2079, 2079/2080, 2080/081 it varied from 25% to 65%. Likewise, the pass percentage of female students is about 62% among passed students and the percentage of EDJ* pass rate varies from 35% to 55%. Forms fill-up, exams and results of some batches has been affected and delayed. In aggregate the pass percent is 48%. It is hoped that due to the adoption of more effective innovative educational pedagogy and application of modern teaching method, the pass rate is to increase in upcoming academic year.

Graduate Trend Analysis of the Last Three Years Program Wise

Table No 11.

Graduate / Post Graduate Pass out

Level	Program	2078(2021)					2079(2022)					2080(2023)				
		Total	Fem.	EDJ*	Mad*	Dalit*	Total	Fem.	EDJ*	Mad*	Dalit*	Total	Fem.	EDJ*	Mad*	Dalit*
Bachelors	B.A	4	0	1	1	0	1	1			0	R.N.P.				
	B.B.S	54	38	6	12	1	38	22	8	7	0	R.N.P.				
	B.Ed.	11	8	2	2	0	9	6	3	1	0	R.N.P.				
	BICTE	3	0	0	2	0	6	1	2	3	0	2	1	0	1	0
Total		72	46	9	17	1	54	30	13	11	0	2	1	0	1	0
Master's	M.Ed.	0	0	0	0	0	1	0	0	1	0	3	2	0	0	1
	MBS	0	0	0	0	0	0	0	0	0	0	16	4	1	1	0
Total		0	0	0	0	0	1	0	0	1	0	19	6	1	1	1
G.Total		72	46	9	17	1	55	30	13	12	0	21	7	1	2	1

TU Result has not been published Bachelors Degree 4th Year(BBS, BEd) -(2080 BS, 2023 A.D.)

Some students being Transcript Process TU. (MBS,MEd & BICTE-2023)

Source: JJMC EMIS -2081

The table shows the graduate trend of JJMC level wise, program wise and different academic years. Some of the transcripts of the pass out students are still to be received which may increase the number of pass outs. It shows that the graduate rate among female student is 68% and EDJ* is 47% among the pass out. Despite the positive trend, more effective measures are being adopted for the increment in the rate and to minimize the fluctuation trend. The transcripts of some pass out students are still to be received for official record.

Programs

Following programs are being run in this campus:

Names of Running programs in JJMC

Faculties	Class	Date of Affiliation	Level	Programme
Education	B. Ed.	2057-08-06	Bachelor's	4 year
Management	B.B.S.	2060-04-20	Bachelor's	4 year
Education	B. Ed (1 year)	2060-05-30	Bachelor's	1 year
Humanities	B.A.	2064-05-19	Bachelor's	4 year
Education	M. Ed.	2065-10-09	Master's Degree	Semester
Education	BICTE	2069-8-28	Bachelor's	4 year /Semesters
Management	M.B.S.	2070-10-14	Master's Degree	Semester

Educational Pedagogy

JJMC has appointed qualified and experienced faculties through the selection procedures. The experienced faculties use interactive instructional techniques that engage students in critical thinking through interviews, discussion, debates, project work, report presentation and internship. The Campus has made provision of using ICT tools for enhancement in teaching learning process through electronic teaching aids and appliances. The faculties prepare integrated unit plans for effective teaching learning activities and follow the same throughout the academic year which is evaluated periodically in review meetings. Before final examination held by the concerned authority at the end of an academic session, the Campus makes the internal evaluation of the students through internal examination, unit tests, assignments, and practical work and class activities. The faculties' performance is evaluated on the basis of their classroom presentation, students' response and results of different examinations.

Teaching Pedagogy

Some of teaching methods adopted and applied can be divided into four types:

- a) Teacher Centered Method
- b) Learner Centered Method
- c) Content Focus Method
- d) Interactive Method

Teachers have also been using other methods like, lecture method, discussion method, case study method, group discussion and ICT assisted teaching learning activities as demand of subject matters and contents. Class tests, exams and assignments are some evaluation methods adopted.

Co-curricular/ Extra-curricular Activities

- Internal Assessment /Project work/ Formative Test
- Field Visit / Educational Tour/ Excursion
- Library with Internet access
- Audio-visual aids
- Computer Labs and ICT tools
- Reference books and Journals
- Extracurricular activities/ Co-curricular activities
- Essay Competition
- Poem Recitation
- Debate
- Eloquution / Oratory
- Quiz Context
- Dance Competition
- Games & Sports

These activities are being conducted periodically and declaring ECA week annually. The best performers are awarded.

Physical Progress

Infrastructural Development

Buildings & Rooms :-

In Janajyoti Multiple Campus, there are 4 RCC Blocks: Block A for class rooms, Block B for Library and Administration, Block C for Toilet, a hall for Store, a canteen, and an information and security room. The rooms in each building are given below:

Block No.	Ground Floor(1 st)	1 st Floor (Room)	2 nd & 3 rd floor (Room)	Total (Room)
1	12	12	17	39
2	3	3	-	6
3	1	-	-	1
4	1 Hall for Store			
5	1 Multi-purpose Hall			
6	1 Information and Security Section			
7	1 Canteen			

The campus has an eye-catching four-storeyed building(Block A) which contains spacious classrooms for regular classes, three rooms of Heads of the Faculty/Departments, Office of the assistant campus chief, computer lab and attending room. The well-ventilated, adequately furnished classrooms with the fans are good enough to conduct the teaching learning activities. Each classroom contains a white-board and a podium at front. The Campus has three well-equipped computer labs with sufficient number of computers and the internet facilities. The needy students and faculties use the facility of projector, internet and online service as per their need.

At the west side of the main building of campus, there is a three-storeyed building(Block B). The ground floor contains the campus chief's room, CMC Office, and three others for administration, exam and account. The first floor of this building contains RMC room, IQAC room, a Meeting Hall and a guest room. The top floor holds the well ventilated, spacious library that contains the books, journals and many other reports and documents. At the south side of it is e-library. The library remains open from 7:00 am to 10:30 am and 11:30 am to 3:30 pm on working days.

Educational Aids

i) Educational Equipment (ICT, Lab Equipment etc) :

Computers	-	87 Pcs
Projectors	-	11 Pcs
e-attendance	-	2 Pcs
Printers and Photocopy Machines	-	10 Pcs

ii) Books/ Journals /Reference Materials

Course Books	-	30296
Journals	-	57
Reference Materials/books	-	3450

iii) Furniture and Accessories:-

Desk-Bench	-	436Sets
Chairs	-	278Pcs
Tables & Tea Tables	-	26Pcs
Cupboards	-	34Pcs

iv) Other Amenities

a) Drinking Water:-

In this campus, there is the arrangement of 3 Hiltake Tanks, 4 tube wells, 2 water filters and 2 Euro guards for drinking water. Purified water plant has been installed for drinking water.

b) Toilet facilities:-

There are 10 toilets in main building; 6 in administrative building; 5 close and urinals in boys' toilet; 5 close and 5 urinals in girls' toilets and one in Information Section .

c) Transportation Facilities:-

This Campus is almost linked with Mahendra Highway and there is the facility of road upto the campus gate. It has purchased two college buses for students' conveyance in collaboration with Lalbandi Municipality.

d) Library and E-Library:-

There is a large size library in the campus which contains about 30296 books, Reference Materials/ books 3450 and 57 journals. The students as well as teachers have been benefited with additional materials and books from different stationeries closely associated with this campus. There is e-library with 10 computers for supporting students and teachers' teaching learning and researches.

Financial Progress

Fee Structure of Different Levels:

1. Master's Degree

S.N.	Particulars	Per Semester
1.	Admission Fee	9000
2.	Fee Per Semester	10000/9000
3.	Miscellaneous (According to course) Separate charges will be taken for Exam form, Character, Transfer, Thesis/Dissertation, Practicum etc.	

2. Bachelor's Degree

S.N.	Particulars	1 st Year	2 nd Year	3 rd Year	4 th Year
1.	Admission Fee(Annual)	11600	9000	9000	9000
2.	Monthly Fee	900/ Monthly	900/ Monthly	900/ Monthly	900/ Monthly
3.	Rs. 30,000 per Semester for B.Ed. ICTE				
4.	Miscellaneous (According to course) Separate charges will be taken for Exam form, Character Certificate, Transfer Certificate, Thesis, Practicum, Project work, Field work , Practical etc.				

Table No. 12**Analysis of Financial Resources / Income of the Last Three Years**

2078/079		2079/080		2080/081	
Source of Income	Amount in Nrs.	Source of Income	Amount in Nrs.	Source of Income	Amount in Nrs.
Student Revenue /Fees	18,897,330.00	Student Revenue /Fees	21,755,705.00	Student Revenue /Fees	22,480,815.00
UGC Regular Grants	1,835,000.00	UGC Regular Grants	2,650,000.00	UGC Regular Grants	2,411,000.00
UGC Grants	51,820.00	UGC Grants	1,000,000.00	UGC Grants	3,235,000.00
Other Sources :		Other Sources :		Other Sources :	
Bank Interest	103,078.03	Bank Interest	184,066.05	Bank Interest	150,933.14
Donation	21,302.00	Donation	2,306,449.00	Donation	8,629,757.00
Others	9,545,523.66	Others	5,345,390.25	Others	2,591,967.00

*Source: JJMC Audit Report -2080/081***Expenditures Analysis of the Last Three Years****Table No. 13****Recurrent Expenses**

2078/2079		2079/2080		2080/081	
Particulars	Amount in Nrs.	Particulars	Amount in Nrs.	Particulars	Amount in Nrs.
Salary	19,804,600.00	Salary	18,207,126.00	Salary	20,609,496.00
Teaching Materials	273,735.00	Teaching Materials	198,977.00	Teaching Materials	224,535.00
Maintenance	115,160.00	Maintenance	150,534.00	Maintenance	543,660.00
Scholarship	211,500.00	Scholarship	426,600.00	Scholarship	390,600.00
Student Welfare	75,000.00	Student Welfare	82,275.00	Student Welfare	145,055.00
Others	6,976,361.44	Others	8,425,766.00	Others	9,326,980.69

*Source: JJMC Audit Report -2080/081***Table No. 14****Capital Expenditures**

2078/2079		2079/2080		2080/081	
Particulars	Amount in Nrs.	Particulars	Amount in Nrs.	Particulars	Amount in Nrs.
Land / Construction	992,240.20	Land / Construction	186,990.00	Land / Construction	4,724,141.50
Equipments		Equipments	111,828.00	Equipments	295,320.89
Furniture	1,391,902.32	Furniture	91,789.00	Furniture	681,862.61
Books	639,458.00	Books	833,179.00	Books	1,645,077.06
Others		Others	1,223,786.00	Others	1,248,538.54

Source: JJMC Audit Report -2080/081

The tables above represent the financial conditions of the campus in regard to its income and expenditure on various sectors. There seems some balance and surplus and is being used for institutional welfare. The increment in number of payable students may help in achieving more balance.

Audit Observations / Issues and Steps Taken to Mitigate the Issues Raised by Audit Observations in the Last Fiscal Year

According to the Campus Statute, an Internal Auditing Committee has been formulated by Campus Assembly to maintain transparency in economic activities. The campus has developed a system of regular auditing from registered auditors through competition publishing notice for auditing. The auditor suggests different measures and steps to mitigate the issue raised and found during auditing the last fiscal year 2080/081.

The campus has developed the mechanism of keeping economic activities in computer. System has been developed to show stock in stores after the purchase of goods for official purposes establishing store and appointing storekeeper. The construction of different physical infrastructure and purchase of official goods, books etc. is made through bidding in local or national level from suppliers and construction forms.

Likewise, tax is being deducted from the faculties (Teachers/Workers) on regular basis and deposited in tax office. The advance taken by the employees for the different purposes is finalized on time. The campus has also made the provision of social auditing from the stakeholders. The suggestion and recommendations provided by the auditors are seriously taken and corrected accordingly. Procurement Act issued by Nepal Government is strictly followed in purchase and bidding.

Social Progress

Campus's Involvements in Social Activities

The campus has been involved in various social activities like Environment Awareness Programmes, Blood Donation Program, Eye Checkup Camp etc. It has been also involved in different activities with NGOs and Government, like earthquake mock-drill program. The Campus has also been involved in programs against the Domestic Violence and Child Labour in co-ordination with social organizations. Students are provided career counselling and self-employment, financial literacy orientation in collaboration with Lalbandi Udhog Banijya Sangha and financial organizations. Students are involved in Awareness Program against Drug Abuse and Traffic Awareness Program in support of Area Police Office Lalbandi and psycho-social counsellors. Students are also mobilized for extension and extra-curricular activities. Students Alumni Association is involved in various students support activities.

Society's Contributions for Campus

The Society has supported campus in formation of CMC following democratic way. The society members have become the academic members of the campus supporting it financially. They have also accepted the patronship of the campus. They timely visit the campus on different occasions and provide different suggestions and advices for the betterment of the campus. The guardians have also contributed providing fund- fixed deposit for "Scholarship Fund,"- its interest is provided to the needy and talented students as scholarship annually.

Plan for Campus's Contribution to Society

The campus has supported society in various ways. It has shown initiation in various social welfare and awareness activities. It also provides the rooms to the society to organize the programs which support society and members. Different social activities like anchor training, public and teacher service examination preparation classes are also organized for the personality development. The sanitation and cleanliness programs are also run in co-ordination with society. The campus also encourages the students to be responsible to the society. The students have contributed to increase the nation's literacy rate by educating more and more people of their society to send their offspring to the college. Many students of the college are working in different sectors providing service to the community. Extension activities are also conducted periodically.

Plan for Increased Involvement of Society in the Campus

The members of society are requested and encouraged for their visit to the campus for their invaluable suggestions. They are invited on the special occasion in the campus like annual day and campus assembly. They are also felicitated and honoured on the occasions. They are also requested to accept the guardianship and patronship and being campus members to support it financially. Their involvement is sought in social auditing of the campus.

Issues and Challenges

Short Term

- 1) Though spacious library, we lack enough reference books.
- 2) It is a compulsion to admit the low quality students.
- 3) Difficulties in recruiting competent and experienced human resources.
- 4) Unable to provide computer education to all students.
- 5) Unable to appoint teachers according to ideal teachers-students' ratio.
- 6) Difficulty in making and executing annual academic programme due to irregularities in annual academic programme of TU and some unforeseen circumstances.
- 7) Difficulties in increasing the number of students due to the remarkable increase in the number of bachelor level campuses in its catchment areas.
- 8) Challenge in commencing market demand courses, like BBA, LLB, BSc, BSc CSIT.
- 9) Financial limitation to setup equipped research lab, research activities and journal publication.
- 10) In sufficient computers, audio visual aids and international linkage for E-library modernization.
- 11) Limitation in providing financial support and scholarship for all needy students.

Long Term

- 1) Insufficient and permanent source of income for making and developing required well equipped modern infrastructure and affording for operational expenditure.
- 2) Unable to invest in trainings, meetings, workshops and seminars for professional development of teachers and office assistants.
- 3) Unable to construct hostels and staff quarter.
- 4) Difficulty in starting and ending academic programmes on scheduled time because of irregularities and frequent changes in the academic policy, rules and regulations and programmes of T U.
- 5) Difficulties in recruiting qualified, competent, and experienced human resources due to their unwillingness to make their career in Public Campus.
- 6) Challenges in managing financial assistance for higher studies, field visit and independent research.
- 7) Infrastructural limitations lacking enough budget for development.

Mitigation Measures Taken to Address the Issues and Meet the Challenges

- a. System of Entrance exam to increase the enrollment of merit-based students.
- b. Adopted scholarship policy in order to increase the number of students.

- c. Good rapport and relationship among the management committee, teachers, administrative staffs and students through periodic meetings and interactions.
- d. Adopted the policy of increasing the number of patron members.
- e. Running internal exams periodically to measure the effect of teaching -learning activities.
- f. Teachers and Staff are sent for seminar, workshop and training.

Plan for Addressing the Issues and Challenges

- a. Fundraising activities are planned through encouragement of society members to be academic members and patron of the campus.
- b. For hostel, staff quarter and infrastructure efforts have been taken to acquire the land area of 20 bigha.
- c. Proposals are forwarded for hostel buildings and conveyance to Indian Embassy through Lions Club Lalbandi and Lalbandi Municipality.
- d. Programs of observation tours to higher education for teachers and staff have been purposed and planned.
- e. Project of construction of the hall in the land located in the north and east of the campus has been initiated.
- f. Proposals to introduce technical and market driven subjects according have been forwarded.
- g. Inrtroducing new programs on the community and non-credited courses.

Projected Budget F.Y.2081/082



वि.वि. द्वारा सतबन्धन प्राप्त
जनज्योति बहुमुखी क्याम्पस
JANAJYOTI MULTIPLE CAMPUS
 Accredited by University Grants Commission (UGC), Nepal,
 लालबन्दी, सर्लाही (Lalbandi, Sarlahi)
 स्था (Estd.) : २०५७ (२०००)

आ.व. २०८१/२०८२ को अनुमानित आय-व्यय विवरण (F.Y. 2081/082-Projected Income and Expenditure)

सि.न.	आय	रकम रु.	सि.न.	व्यय	रकम रु.
१	विद्यार्थी शुल्क आम्दानी	२५,५००,०००।००	१	तलब	२२,५२४,७९९।००
२	लालबन्दी नगरपालीका	५,०००,०००।००	२	पोशाक खर्च	१९५,०००।००
३	लालबन्दी न.पा. वडा कार्यालयहरूबाट	१,५००,०००।००	३	दैनिक भ्रमण खर्च	२५०,०००।००
४	अभिभावक सदस्य शुल्क	५००,०००।००	४	परीक्षा तथा रजिष्ट्रेशन खर्च	२,५००,०००।००
५	विश्वविद्यालय अनुदान आयोग	१०,०००,०००।००	५	अभ्यास शिक्षण तथा प्रयोगात्मक परीक्षा	७००,०००।००
६	+२ अनुदान	६,०००,०००।००	६	आन्तरिक परीक्षा	४५०,०००।००
७	प्रदेश अनुदान	१०,०००,०००।००	७	परीक्षा केन्द्र खर्च	१,५००,०००।००
८	बैंक व्याज	२५०,०००।००	८	सम्बन्धन तथा त्रि.वि. सेवा शुल्क	१,५५०,०००।००
९	विविध	३००,०००।००	९	पुस्तक खरिद	१,०००,०००।००
			१०	निर्माण तथा भौतिक पूर्वाधार	१७,५२५,०००।००
			११	फर्निचर तथा सम्पति समान	७५०,०००।००
			१२	मसलन्द र फोटोकपी	३००,०००।००
			१३	ID Card पेपर र कार्टेज, राई	२२५,०००।००
			१४	शैक्षिक क्यालेण्डर र वार्षिक प्रतिवेदन छपाई	१२५,०००।००
			१५	टेलिफोन, विद्युत र इन्टरनेट, पानी	५००,०००।००
			१६	अतिरिक्त क्रियाकलाप	२५०,०००।००
			१७	छात्रावृत्ति	७००,०००।००
			१८	कार्यालय सामग्री	२५०,०००।००
			१९	अतिथि सत्कार	२२५,०००।००
			२१	स्ववयू खर्च	१२५,०००।००
			२२	उच्च शिक्षा पूर्वाधार आइटी सामग्री	१,५००,०००।००
			२३	लेखापरिक्षण	७५,०००।००
			२४	मर्मत सम्भार	३५०,०००।००
			२५	ज्याला तथा सरसफाई	१५५,०००।००
			२६	पत्रपत्रिका तथा सूचना प्रचारप्रसार	१५०,०००।००
			२७	बस सर्विसिङ्ग	६५०,०००।००
			२८	UGC कार्यक्रम	५००,०००।००
			२९	बस विमा र नविकरण	१६०,०००।००
			३०	अवलोकन भ्रमण खर्च	३००,०००।००
			३१	चालक र सह चालक खर्च	१२५,०००।००
			३२	पुस्तकालय र कोटेशन धरौटी फिर्ता	२५०,०००।००
			३३	कार्यशाला गोष्ठी	१७५,०००।००
			३४	RMC अनुदान / राई अनुदान	१,२९०,२८९।००
			३५	EMIS खर्च	५००,०००।००
			३६	विस्तारित कार्यक्रम	३७५,०००।००
			३७	क्याम्पस सभा तथा वार्षिकत्सव खर्च	७००,०००।००
			३८	विविध	१५०,०००।००
	जम्मा	५९,०५०,०००।००		जम्मा	५९,०५०,०००।००

Handwritten signature

Handwritten signature

Handwritten signature

Handwritten signature

Projected Annual Work Plan (as per the Strategic Plan)

Annual Work Plan

S.N.	Programme	Target	Reconcilability	Time-period	Achievement	Measurement Index
1	Students enrollment and increase in pass percentage.	Increment by 30% annually.	Administration, PIC, Faculties, SQC, FSU.	According to schedule of T.U., Academic calendar and annual schedule.	Increment in the percentage of total enrollment and pass rate.	Percentage of Enrolled and Result.
2	Examinations and Evaluation	Pre-test; Evaluation of teaching-learning activities.	Exam committee, campus chief and Faculties, IQAC.	Time for exam	Feedback for teachers and students	Operational Calendar, Academic Calendar.
3	Construction, implementation, conservation and purchase of techno-friendly instructional materials	Effective teaching learning.	Teacher, instructor, Faculties, Account Section, campus chief and concerned authority	Academic period	Achievement of instructional Activities, Use of aids in teaching, quality in teaching learning.	Operational Calendar, Academic Calendar, Annual teaching plan.
4	Physical construction programs	Development of infrastructures.	Construction and Consumer committee, Grant providing agencies, UGC, CMC.	Continuous	Build a modern educational infrastructures according to Master Plan.	Master plan, Annual Budget, Strategic Plan.
5	Awareness programs on contemporary issues	Increment in the positive attitude towards education and strengthening campus community relation	ECA, SQC, FSU, First Aid Unit.	Before the beginning of academic session and while running programs.	Development of conscious society.	Social responsibility, Health protocols.
6	Conduction of extracurricular activities, Scholarship and Award.	Inclusive participation and encouragement in students.	ECA, Scholarship Committee, Scholarship providing agencies, CMC.	During Academic session.	Expansion of competitive attitude and accessibility in education	Percentage of progress and student responses, Result, Annual plan, Academic Calendar.
7	Excursion/ Educational tour/ Field visit	Widen students' knowledge and skills	Subject teachers, Faculties, Campus chief, CMC.	Ashwin/Kartik	Increment achievement of learning	Feedback, Report and discussion; Operational Calendar
8	Skill-oriented programme	To provide the behavioral and contemporary education	Campus chief, CMC and the coach/trainer.	Continuous	Knowledge, Skill and Ability broadening.	Percentage of Employment and Application in teaching learning.
9	Policy Reform and Over all Evaluation	To amend the policy and evaluate the overall activities.	IQAC, CMC, Campus Chief, Advisory Committee.	Every year	Internal Quality Assurance.	Academic audit, O&M survey, Tracer analysis.
10	Faculty Development Plan	To strengthen the teaching staff in their performance through training, workshop and higher studies.	CMC, Campus Chief, Head of Department, RMC.	Periodically	Skill enhancement, Professionalism, career development and commitment.	Faculty development plan, RMC plan, Employee Act, Performance appraisal.
11	Research	To engage in research and to establish research culture.	RMC, IQAC, Campus Chief, Faculties.	Continuous and Periodic.	Article writing and Journal publication.	RMC Plan, Journal Publication and article Publication.

Determinations of financial goals

S.N.	Programme	2079	2080	2081	2082	2083	Total
1	Physical construction and Improvement						
1.1	Academic cam Commercial Building	12,500,000.00	25,000,000.00	20,000,000.00	20,000,000.00	25,000,000.00	102,500,000.00
1.2	Construction of Stalls for rent	1,000,000.00	1,500,000.00			1,500,000.00	4,000,000.00
1.3	Exam hall at top floor of Block A			2,500,000.00	7,500,000.00		10,000,000.00
1.4	Attractive Energy Installation		250,000.00	250,000.00		250,000.00	750,000.00
1.5	Bus, Bikes and Cycles	50,000.00	500,000.00		4,500,000.00	5000000	10,050,000.00
1.6	Science and Laboratory blocks		1,000,000.00	1,500,000.00	2,000,000.00	2,500,000.00	7,000,000.00
1.7	Smart Class Rooms		500,000.00	500,000.00	1,000,000.00	500,000.00	2,500,000.00
1.8	Research Building Construction	1,000,000.00	2,000,000.00	2,000,000.00	4,000,000.00	2,500,000.00	11,500,000.00
1.9	Marbles and Tiles for Stairs and Corridor		1,000,000.00	1,000,000.00		1,500,000.00	3,500,000.00
1.10	Girls Hostel and Staff Quarter	2,000,000.00	3,000,000.00	20,000,000.00	30,000,000.00	15,000,000.00	70,000,000.00
1.11	Modern Playground Management	250,000.00	250,000.00	1,500,000.00	1,500,000.00	500,000.00	4,000,000.00
1.12	Compound Wall and Sewerage System Drainage	250,000.00	500,000.00	1,500,000.00	1,500,000.00	1,500,000.00	5,250,000.00
1.13	Maintenance and Gardening	150,000.00	100,000.00	250,000.00	250,000.00	250,000.00	1,000,000.00
1.14	Installation Borrowing Water tank and Fire Fighting	150,000.00	150,000.00	250,000.00	250,000.00	250,000.00	1,050,000.00
1.15	Audio Rooms and	50,000.00	250,000.00	250,000.00	200,000.00	200,000.00	950,000.00
1.16	Washrooms for Meeting Hall	250,000.00	250,000.00		150,000.00	200,000.00	850,000.00
1.17	Canteen and Shade Extension		250,000.00		250,000.00	250,000.00	750,000.00
	Total	17,650,000.00	36,500,000.00	51,500,000.00	73,100,000.00	56,900,000.00	235,650,000.00
2	Furniture Items						
2.1	Chairs	150,000.00	100,000.00		50,000.00	200,000.00	500,000.00
2.2	Tables	100,000.00	150,000.00	50,000.00	50,000.00	150,000.00	500,000.00
2.3	Desks-benches	150,000.00	200,000.00	150,000.00	200,000.00	250,000.00	950,000.00
2.4	Sofa sets		150,000.00	150,000.00		150,000.00	450,000.00
2.5	Almirahs		150,000.00		150,000.00	200,000.00	500,000.00
2.6	Whiteboards	50,000.00	150,000.00		150,000.00		350,000.00
2.7	Bookracks	25,000.00	25,000.00	50,000.00	50,000.00	50,000.00	200,000.00
	Total	475,000.00	925,000.00	400,000.00	650,000.00	1,000,000.00	3,450,000.00

S.N.	Programme	2079	2080	2081	2082	2083	Total
3	Instruments and Tools						
3.1	Generator Maintenance	25,000.00	25,000.00	25,000.00	850,000.00	75,000.00	1,000,000.00
3.2	External Storage Device	20,000.00	10,000.00	10,000.00	25,000.00	25,000.00	90,000.00
3.3	Desktop Computers	200,000.00	1,000,000.00	1,000,000.00	1,000,000.00	750,000.00	3,950,000.00
3.4	Laptop Computer	200,000.00	300,000.00	500,000.00	500,000.00	200,000.00	1,700,000.00
3.5	Cisco Router	25,000.00		500,000.00	25,000.00	25,000.00	575,000.00
3.6	Projectors Purchase and Installation	250,000.00		350,000.00		450,000.00	1,050,000.00
3.7	Digital Logic Board	150,000.00			250,000.00	200,000.00	600,000.00
3.8	Intercom and Telephone	50,000.00	150,000.00		200,000.00		400,000.00
3.09	Printers and Photocopiers	100,000.00	50,000.00	200,000.00	50,000.00		400,000.00
3.10	Fax Machine	50,000.00			50,000.00		100,000.00
3.11	Whiteboards Replacement	50,000.00		100,000.00		100,000.00	250,000.00
3.12	Website and Software Purchase and Updating	100,000.00		1,000,000.00		1,000,000.00	2,100,000.00
3.13	Smart Boards	200,000.00		300,000.00		200,000.00	700,000.00
3.14	Wi-Fi Router Installation	50,000.00			50,000.00		100,000.00
3.15	EMIS and Cells Interlink	50,000.00		50,000.00		50,000.00	150,000.00
	Total	1,520,000.00	1,535,000.00	4,035,000.00	3,000,000.00	3,075,000.00	13,165,000.00
4	Text Books and Academic Facilities						
4.1	Text Books, Reference Books and Instructional Materials	50,000.00	500,000.00	500,000.00	750,000.00	1,000,000.00	3,500,000.00
4.2	Journals, Magazines and Newspapers Subscription	100,000.00	50,000.00	0,000.00	50,000.00	200,000.00	550,000.00
4.3	E-Library Membership and Renewal	25,000.00	50,000.00	100,000.00	150,000.00	150,000.00	475,000.00
	Total	875,000.00	600,000.00	750,000.00	950,000.00	1,350,000.00	4,525,000.00
5	Education Development and Research						
5.1	Teacher and Assistants Training	250,000.00	500,000.00	750,000.00	500,000.00	500,000.00	2,500,000.00
5.2	Recruitment of Human Resources	100,000.00		150,000.00		200,000.00	450,000.00
5.3	Further study programs	250,000.00	500,000.00	800,000.00	1,200,000.00	1,200,000.00	3,950,000.00
5.4	Orientation, Workshop and Seminars	250,000.00	500,000.00	500,000.00	500,000.00	500,000.00	2,250,000.00

S.N.	Programme	2079	2080	2081	2082	2083	Total
5.5	Field Visit, Excursion and Guest Lecture	250,000.00	250,000.00	500,000.00	500,000.00	500,000.00	2,000,000.00
5.6	Remedial Classes and Crash Courses	50,000.00	100,000.00	150,000.00	150,000.00	200,000.00	650,000.00
5.7	Skill Development Programs	100,000.00	150,000.00	150,000.00	200,000.00	200,000.00	800,000.00
5.8	Internal Exams	200,000.00	250,000.00	300,000.00	350,000.00	400,000.00	1,500,000.00
5.9	Research and Publication	750,000.00	1,000,000.00	1,250,000.00	1,500,000.00	1,500,000.00	6,000,000.00
5.10	Annual Calendar	150,000.00	200,000.00	250,000.00	300,000.00	450,000.00	1,350,000.00
5.11	Academic Calendar	50,000.00	50,000.00	50,000.00	100,000.00	100,000.00	350,000.00
5.12	Analysis of Results, Annual report, Prospectus and Darpan	250,000.00	450,000.00	250,000.00	250,000.00	500,000.00	1,700,000.00
5.13	Advertisement	150,000.00	200,000.00	250,000.00	300,000.00	350,000.00	1,250,000.00
5.14	English language, Computer Training and Accounting Training	150,000.00	200,000.00	250,000.00	300,000.00	350,000.00	1,250,000.00
5.15	Self-Sustaining Courses/ Programs	200,000.00	250,000.00	300,000.00	350,000.00	400,000.00	1,500,000.00
	Total	3,150,000.00	4,600,000.00	5,900,000.00	6,500,000.00	7,350,000.00	27,500,000.00
6	Extra-Curricular and Extension Activities						
6.1	Extension Programs	150,000.00	150,000.00	200,000.00	200,000.00	250,000.00	950,000.00
6.2	Extra-Curricular Activities	350,000.00	450,000.00	500,000.00	600,000.00	650,000.00	2,550,000.00
6.3	Awareness Raising Programs	200,000.00	250,000.00	250,000.00	200,000.00	250,000.00	1,150,000.00
6.4	Games and Sports Materials	25,000.00	50,000.00	75,000.00	75,000.00	75,000.00	300,000.00
6.5	Medical Equipments and Medicines	25,000.00	50,000.00	50,000.00	50,000.00	50,000.00	225,000.00
6.6	Materials for Cultural Programme	25,000.00	25,000.00	50,000.00	25,000.00	25,000.00	150,000.00
6.7	Scholarship, Awards and Felicitation	500,000.00	500,000.00	500,000.00	750,000.00	750,000.00	3,000,000.00
6.8	Women Empowerment Programs	250,000.00	250,000.00	300,000.00	250,000.00	350,000.00	1,400,000.00
	Total	1,425,000.00	1,575,000.00	1,825,000.00	2,100,000.00	2,300,000.00	7,839,000.00
7	Further Programs						-
7.1	Revision of Strategic Plan	150,000.00				250,000.00	400,000.00
7.2	Human Resource Development Plan	200,000.00				300,000.00	500,000.00
7.3	Continuation of QAA Program	250,000.00	250,000.00	250,000.00	300,000.00	500,000.00	1,550,000.00
7.4	Extension of New Programs	250,000.00	250,000.00		250,000.00	500,000.00	1,250,000.00

S.N.	Programme	2079	2080	2081	2082	2083	Total
7.5	Revision and Amendment of Major Document	150,000.00	100,000.00	250,000.00		350,000.00	850,000.00
	Total	1,000,000.00	600,000.00	500,000.00	550,000.00	1,900,000.00	4,550,000.00
8	Others Programs						-
8.1	Campus Assembly and Formation of Management Committee	100,000.00	250,000.00	100,000.00	100,000.00	400,000.00	950,000.00
8.2	Interaction Programs	100,000.00	100,000.00	150,000.00	150,000.00	250,000.00	750,000.00
8.3	CMC and Staff Tours	500,000.00	500,000.00	500,000.00	750,000.00	750,000.00	3,000,000.00
8.4	Academic Audit and Originations and Management Survey	100,000.00	100,000.00	150,000.00	150,000.00	150,000.00	650,000.00
8.5	Annual Auditing	50,000.00	75,000.00	75,000.00	100,000.00	100,000.00	400,000.00
8.6	Tracer Study	150,000.00	150,000.00	200,000.00	200,000.00	250,000.00	950,000.00
8.7	Miscellaneous	1,000,000.00	1,250,000.00	1,250,000.00	1,500,000.00	1,500,000.00	6,500,000.00
	Total	2,350,000.00	2,925,000.00	2,975,000.00	3,400,000.00	4,000,000.00	15,650,000.00

JANAJYOTI MULTIPLE CAMPUS

Lalbandi Sarlahi

Receipt & Payment F.Y. 2080/2081


जनज्योति बहुमुखी क्याम्पस


लालबन्दी, सर्लाही

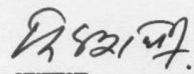
प्राप्ति तथा भुक्तानी विवरणको सारांश


श्रावण १, २०८० देखि आषाढ ३१, २०८१ सम्मको


प्राप्ती तथा भुक्तानी विवरण	रकम (रु)
प्राप्ती तर्फ	
गत आ.व को बैंक तथा नगद मौज्जात	६,४५८,९०८.५६
यस आ.व को आम्दानी	३६,२६९,७१५.१४
यस आ.व को अनुदान	३,२२९,७५७.००
यस आ.व को भुक्तानी दिन बाकी	५,१९६,७५१.९१
गत आ.व को उठ्न बाँकी पेशकी तथा सापटी	२,१८४,१२४.००
जम्मा	५३,३३९,२५६.६१
भुक्तानी तर्फ	
यस आ.व को खर्च	३१,२४०,३२६.६९
यस आ.व को उठ्न बाँकी पेशकी तथा सापटी	३५३,६३९.९७
गत आ.व को भुक्तानी दिन बाकी	४,५८३,०८३.९१
यस आ.व मा स्थिर सम्पत्ति खरिद तथा निर्माण	८,५९४,९४०.६०
यस आ.व मा भएको अनुदान फिर्ता	२,०००,०००.००
यस आ.व को बैंक तथा नगद मौज्जात	६,५६७,२६५.४४
जम्मा	५३,३३९,२५६.६१


लेखा प्रमुख


संयोजक
लेखा समिति


अध्यक्ष
क्या. व्यवस्थापन समिति


क्याम्पस प्रमुख


लेखापरिक्षक
सि.ए. अमित पौडेल

JANAJYOTI MULTIPLE CAMPUS

Lalbandi Sarlahi

Balance Sheet F.Y. 2080/2081


जनज्योति बहुमुखी क्याम्पस
लालबन्दी, सर्लाही
बासलात
आषाढ ३१, २०८१ को


विवरण	अनुसूचि	यस आ.व.को (रु)	गत आ.व.को (रु)
कोष तथा दायित्व			
पुँजीगत कोष	१	२७,०२५,००८.७७	२६,३४८,७०४.७०
अक्षयकोष	२	१,२७०,५००.००	१,२७०,५००.००
अन्य विविध कोष	३	१,५१५,१९३.६३	१,५१५,१९३.६३
अनुदान हिसाब	४	३०,७००,१०४.५५	२९,४७०,३४७.५५
चालु दायित्व	५	५,१९६,७५१.९१	४,५८३,०८३.९१
जम्मा		६५,७०७,५५८.८६	६३,१८७,८२९.७९
सम्पति तथा जायजेथा			
स्थिर सम्पति	६	५८,७८६,६५३.४५	५४,५४४,७९७.२३
नगद तथा बैंक मौज्जात	७	६,५६७,२६५.४४	६,४५८,९०८.५६
चालु सम्पति	८	३५३,६३९.९७	२,१८४,१२४.००
जम्मा		६५,७०७,५५८.८६	६३,१८७,८२९.७९


प्रमुख लेखानीति तथा टिप्पणी


१३

आजको मितिमा संलग्न प्रतिवेदन अनुसार


लेखा प्रमुख


संयोजक
लेखा समिति


अध्यक्ष
क्याम्पस प्रमुख
क्या. व्यवस्थापन समिति


लेखापरिक्षक
सि.ए. अभित पौडेल

JANAJYOTI MULTIPLE CAMPUS

Lalbandi Sarlahi

Name list of Campus Management Committee (CMC)

1. Dipak Adhikari (Chairperson)
2. Kamal Prasad Poudel (Vice-Chairperson)
3. Saroj Babu Neupane (Member)
4. Pabitra Ghumire (Member)
5. Yograj Devkota (Member)
6. Ramnarayan Chaudhary (Member)
7. Keshab Prasad Dhungana (Member)
8. Krishna Gautam (Member)
9. Panchalal Syngbo (Member)
10. Ramshankar Paswan (Member)
11. Ganga Prasad Chaulagain (Member)
12. Narayan Adhikari (Member)
13. Dipendra Kumar Balampaki (Member)
14. Manoj Kumar Chaudhary (Member)
15. Abhimanu Chaudhary (Member)
16. Balaram Pokharel (Member)
17. Bhuwan Kafle (Member)
18. SQC Representative (Member)
19. Umesh Timalisina (Member-Secretary)

JANAJYOTI MULTIPLE CAMPUS

Lalbandi Sarlahi

Staff Details

Teaching Staff Details:					
S.N.	Name	Designation	Qualification	Type of Service	Faculty/Section
1	UMESH TIMALSINA	CAMPUS CHIEF	M.A, B.Ed.	PERMANENT	HUMANITIES/ EDU.
2	DHARMENDRA ADHIKARI	ASST. CAMPUS CHIEF	M.A., B.Ed.	PERMANENT	MANAGEMENT
3	BAIKUNTHA PRASAD PAUDEL	ASSOCIATE PROFESSOR	M.A., B.Ed.	PERMANENT	HUMANITIES, EDU.
4	BIRENDRA CHAUDHARY	ASSOCIATE PROFESSOR	M.B.S., B.Ed.	PERMANENT	MANAGEMENT
5	BHUWAN KAPHE	ASSISTANT PROFESSOR	M.Ed.	PERMANENT	EDUCATION
6	BABURAM DAHAL	ASSISTANT PROFESSOR	M.A., B.Ed.	PERMANENT	EDUCATION, MGT.
7	BASANTA PAUDEL	ASSISTANT PROFESSOR	M.B.S., B.Ed.	PERMANENT	MANAGEMENT
8	SHIVA HARI NEPAL	ASSISTANT PROFESSOR	M.Ed. ICTE	PERMANENT	BICTE
9	RAMESH PRASAD BHATTARAI	ASSISTANT PROFESSOR	M.Phil.	PERMANENT	EDUCATION
10	SHIV RAJ PAUDEL	ASSISTANT PROFESSOR	M.Ed., MA	PERMANENT	EDUCATION
11	NARAD BAHADUR DHAMI	ASSISTANT PROFESSOR	MBS	PERMANENT	MANAGEMENT
12	NAWAL KISHOR SAH	ASSISTANT PROFESSOR	MCA	PERMANENT	BICTE
13	DEVRAJ PAUDEL	ASSISTANT PROFESSOR	M.B.A., M.Ed.	PART TIME	MANAGEMENT
14	ANJU DHAKAL	ASSISTANT PROFESSOR	M.A., M.Ed.	PART TIME	HUMANITIES, EDU.
15	SUNIL KUMAR CHAUDHARY	ASSISTANT PROFESSOR	M.A.	PART TIME	EDUCATION
16	DHARMARAJ GHIMIRE	ASSISTANT PROFESSOR	M.Ed.	PART TIME	EDUCATION
17	SUMAN PRASAD GHIMIRE	ASSISTANT PROFESSOR	M.Ed.	PART TIME	EDUCATION
18	THAKUR PRASAD GHIMIRE	ASSISTANT PROFESSOR	M.Ed.	PART TIME	EDUCATION
19	SHANKAR BHATTARAI	ASSISTANT PROFESSOR	M.Ed.	PART TIME	BICTE
20	YASODA KHATIWADA	ASSISTANT PROFESSOR	M.Ed.	PART TIME	EDUCATION
21	RAJESH KUMAR NEUPANE	ASSISTANT PROFESSOR	MBA	PART TIME	MANAGEMENT
22	NABARAJ NEUPANE	ASSISTANT PROFESSOR	M.Ed.	PART TIME	EDUCATION
23	DHANANJAY PAUDEL	ASSISTANT PROFESSOR	MBS, M.Ed.	PART TIME	MANAGEMENT
Non Teaching Staff Details:					
1	SUSHANT GHIMIRE	CHIEF ACCOUNTANT	M.A.,B.B.S.	PERMANENT	ACCOUNT SECTION
2	PUNYA BAHADUR RAUT	CHIEF LIBRARIAN	(+2) MGT	PERMANENT	LIBRARY SECTION
3	GANESH BAHADUR KARKI	CHIEF ADMINISTRATION	M.B.S. , B.Ed.	PERMANENT	ADMIN. SECTION
4	AMRIT BAHADUR MAGAR	ASSISTANT ACCT.	B.Ed., (+2) MGT	PERMANENT	ACCOUNT SECTION
5	KRISHNA KUMAR KARKI	ASSISTANT TECH..	B.Ed. ICT	FULL TIME	TECHNICAL SECTION
6	SAURAV ACHARYA	ASSISTANT LIBRARIAN	(+2) MGT	FULL TIME	LIBRARY SECTION
7	HARI PRASAD CHAULAGIN	OFFICE ASSISTANT	Literate	PERMANENT	ADMIN. SECTION
8	TUL BAHADUR KHAPANGI	OFFICE ASSISTANT	Literate	PERMANENT	ADMIN. SECTION
9	RADHIKA BASTOLA	OFFICE ASSISTANT	SLC	FULL TIME	ADMIN. SECTION
10	MENUKA ACHARYA	OFFICE ASSISTANT	Literate	FULL TIME	ADMIN. SECTION
11	SANTOSH KAFLE	ASSISTANT- GUARD	SLC	FULL TIME	SECURITY SECTION
12	BUDDHA BAHADUR MALLA	ASSISTANT- DRIVER	Literate	FULL TIME	DRIVING SECTION
13	SUNDAR BAHADUR MALLA	ASSISTANT- DRIVER	Literate	FULL TIME	DRIVING SECTION
14	TAPESHWOR MALI	ASSISTANT- CLEANER	Literate	FULL TIME	CLEANING SECTION

JANAJYOTI MULTIPLE CAMPUS

Lalbandi Sarlahi

LIST OF FREE STUDENTS' UNION MEMBERS

- | | | |
|-----|--------------------------|-------------------------|
| 1. | Avimanu Chaudhary | - President/Chairperson |
| 2. | Tej Bikram Thapa | - Vice President |
| 3. | Anita Kumari Budhathoki | - Secretary |
| 4. | Nitesh Kumar Panta | - Under Secretary |
| 5. | Aloj Khadka | - Treasurer |
| 6. | Bibek Kumar Das (Baniya) | - Member |
| 7. | Anish Khadka | - Member |
| 8. | Nirmal Adhikari (Safal) | - Member |
| 9. | Anshu Pokharel | - Member |
| 10. | Rohit Kumar Karki | - Member |
| 11. | Prajwal Majhi | - Member |
| 12. | Irsad Mikrani | - Member |
| 13. | Aman Adhikari | - Member |
| 14. | Sajina Waiba | - Member |
| 15. | Mohan Pakhrin Lama | - Member |